

TOHO Group Domestic Distribution Titles Achieved the fastest-ever update of the all-time annual box office revenue record.

TOHO Co., Ltd. (Headquarters: Chiyoda-ku, Tokyo; hereinafter "TOHO"; President & CEO: Hiroyasu Matsuoka) announced that the cumulative box office revenue for its Film Distribution Department, along with films distributed by TOHO-TOWA / TOWA PICTURES, reached an all-time high of 112.9 billion JPY for the period from January to August 2025, establishing a new record for annual box office revenue. With this achievement, the company has surpassed its mid-term management plan goal of "consistently aiming for group annual box office revenue exceeding 100.0 billion JPY" for the third consecutive year. Breaking the 100.0 billion JPY mark within eight months is the fastest achievement in history.

1. TOHO Group Breaks All-Time Annual Box Office Revenue Record

The cumulative box office revenue for TOHO's Film Distribution Department, along with films distributed by TOHO-TOWA / TOWA PICTURES, reached 112.9 billion JPY from January to August 2025. This total comprises 98.1 billion JPY from TOHO and 14.8 billion JPY from TOHO-TOWA / TOWA PICTURES. This achievement sets a new all-time record for annual box office revenue.

2. Achievement of Mid-Term Management Plan Goal for Three Consecutive Years

The goal of "consistently aiming for group annual box office revenue exceeding 100.0 billion JPY," as set forth in the "TOHO Group Mid-Term Management Plan 2028," has been achieved for the third consecutive year, following 2023 (105.5 billion JPY) and 2024 (100.5 billion JPY). Breaking the 100.0 billion JPY mark in eight months represents the fastest achievement in history.

3. Record High Monthly Performance Updated

Both the August box office performance for films distributed by the Film Distribution Department and the August box office performance for TOHO Cinemas and other venues have set new all-time monthly records.

Film Distribution Department August Performance:

27.0 billion JPY (The second highest monthly record was 22.5 billion JPY in July 2025).

TOHO Cinemas and other venues August Performance:

10.5 billion JPY (The second highest monthly record was 10.1 billion JPY in August 2019).

[For Reference] List of Toho Group Films with Box Office Revenue Over ¥1 Billion Released January–August 2025 (As of August 31, 2025)

Distributed by TOHO CO., LTD.

Title	Release date	Box office revenue (Billions of yen)
Solitary Gourmet	Jan. 10	1.03
Mobile Suit Gundam GQuuuuuuX -Beginning-	Jan. 17	3.59
UNDER NINJA	Jan. 24	1.59
1ST KISS	Feb. 7	2.88
Trillion Game the Movie	Feb. 14	2.05
HYPNOSISMIC -Division Rap Battle-	Feb. 21	1.97
Doraemon the Movie:Nobita's Art World Tales	Mar. 7	4.56
Detective Conan: One eyed Flashback	Apr. 18	14.66
#Iwiltellyouthetruth	Apr. 25	2.09
KOKUHO	Jun. 6	12.49
Dollhouse	Jun. 13	1.88
Demon Slayer: Kimetsu no Yaiba Infinity Castle	Jul. 18	29.98
TOKYO MER: Mobile Emergency Room - "Nankai Mission"	Aug. 1	4.37
Crayon Shinchan the Movie: Super Hot! The Spicy Kasukabe Dancers	Aug. 8	2.00

Distributed by TOHO TOWA COMPANY, LIMITED.

Title	Release date	Box office revenue (Billions of yen)
Wicked	Mar. 7	3.53
Jurassic World: Rebirth	Aug. 8	4.34

Distributed by TOWA PICTURES CO., LTD.

Title	Release date	Box office revenue (Billions of yen)
Mission: Impossible The Final Reckoning	May. 23	5.27

Contact information for inquiries regarding this matter:
TOHO Co., Ltd. Corporate Communications Department, Public Relations Office:
pr_ir@toho.co.jp

THE PRODUCTION AND DISTRIBUTION DIVISION BREAKING BOX OFFICE RESULTS AUGUST 2025

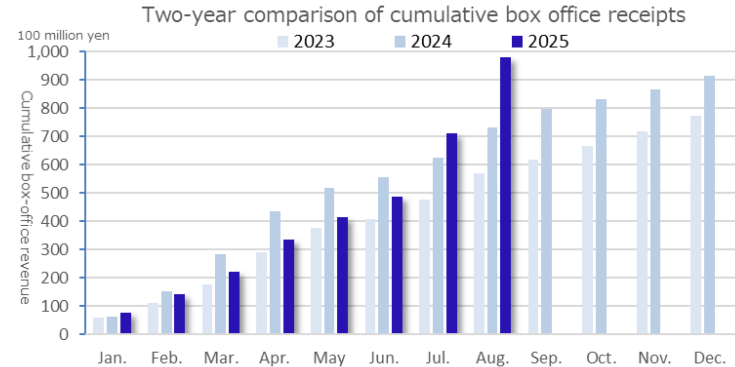
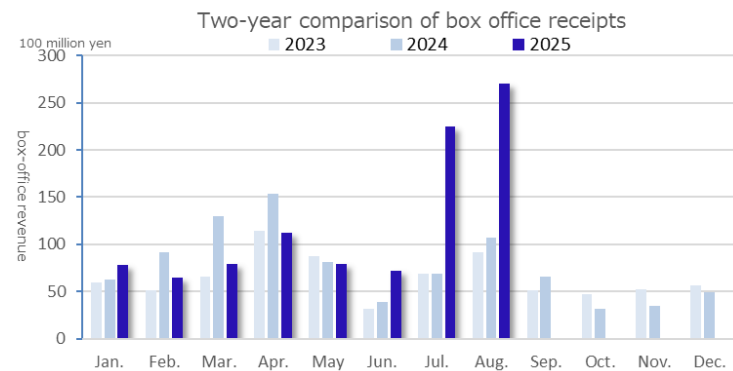
The box office revenues of the Production and Distribution division (box office revenues of films distributed by Distribution Dept.) for August 2025 are as follows. **27,059,165,500yen (year on year 253.2%)** Annual box office revenue **98,113,202,332yen (year on year 133.9%)**

2025	Jan.	Feb.	Mar.	Apr.	May	Jun.	Jul.	Aug.	Sep.	Oct.	Nov.	Dec.	annual account
box office revenue	7,853,464,248	6,472,656,360	7,912,629,906	11,253,767,564	7,876,095,552	7,173,030,426	22,512,392,776	27,059,165,500					98,113,202,332
YoY	126.4%	70.8%	61.1%	73.3%	96.6%	185.3%	325.3%	253.2%					133.9%
annual account	–	14,326,120,608	22,238,750,514	33,492,518,078	41,368,613,630	48,541,644,056	71,054,036,832	98,113,202,332					
YoY	–	93.3%	78.6%	76.7%	79.9%	87.2%	113.5%	133.9%					
2024	6,211,657,920	9,137,672,487	12,948,830,158	15,354,100,770	8,149,569,746	3,871,700,360	6,920,525,230	10,687,032,970	6,538,364,620	3,165,501,440	3,449,556,650	4,906,756,478	91,341,268,829
2023	5,911,682,410	5,078,307,260	6,547,289,274	11,388,539,090	8,767,880,780	3,182,076,020	6,867,378,280	9,148,463,460	5,070,091,850	4,689,766,770	5,175,243,280	5,631,363,168	77,458,081,642

(Unit:Yen)

【Major Works in Operation】
「Exit 8」 「Gazing at the Star Next Door」 「Crayon Shinchan the Movie: Super Hot! The Spicy Kasukabe Dancers」 「KOKUHO」 「Dollhouse」
「TOKYO MER: Mobile Emergency Room - "Nankai Mission" 」 「Demon Slayer: Kimetsu no Yaiba Infinity Castle」
「CHA EUN-WOO VR CONCERT : MEMORIES」 「Detective Conan:One-eyed Flashback」 etc.

***August 2025 box office revenue surpassed the previous record set in July 2025 (22.51 billion JPY), achieving the highest monthly performance in August and the highest single-month performance ever recorded.**
***The cumulative annual box office revenue for 2025 surpassed the previous record set in 2024 (91.34 billion JPY) within just eight months, achieving the highest annual total in history.**



THE PRODUCTION AND DISTRIBUTION DIVISION BREAKING BOX OFFICE RESULTS JULY 2025

The box office revenues of the Production and Distribution division (box office revenues of films distributed by Distribution Dept.) for July 2025 are as follows. **22,512,392,776yen (year on year 325.3%)** Annual box office revenue **71,054,036,832yen (year on year 113.5%)**

2025	Jan.	Feb.	Mar.	Apr.	May	Jun.	Jul.	Aug.	Sep.	Oct.	Nov.	Dec.	annual account
box office revenue	7,853,464,248	6,472,656,360	7,912,629,906	11,253,767,564	7,876,095,552	7,173,030,426	22,512,392,776						71,054,036,832
YoY	126.4%	70.8%	61.1%	73.3%	96.6%	185.3%	325.3%						113.5%
annual account	–	14,326,120,608	22,238,750,514	33,492,518,078	41,368,613,630	48,541,644,056	71,054,036,832						
YoY	–	93.3%	78.6%	76.7%	79.9%	87.2%	113.5%						
2024	6,211,657,920	9,137,672,487	12,948,830,158	15,354,100,770	8,149,569,746	3,871,700,360	6,920,525,230	10,687,032,970	6,538,364,620	3,165,501,440	3,449,556,650	4,906,756,478	91,341,268,829
2023	5,911,682,410	5,078,307,260	6,547,289,274	11,388,539,090	8,767,880,780	3,182,076,020	6,867,378,280	9,148,463,460	5,070,091,850	4,689,766,770	5,175,243,280	5,631,363,168	77,458,081,642

(Unit:Yen)

【Major Works in Operation】

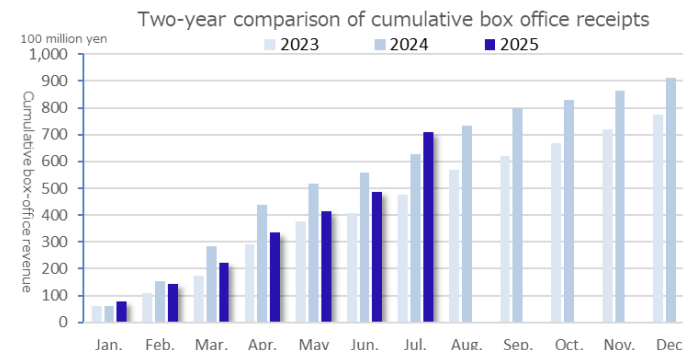
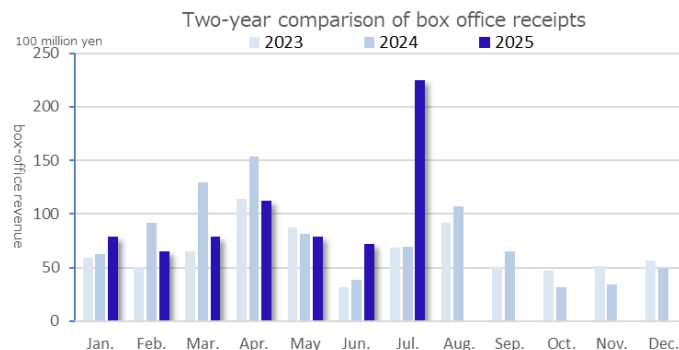
「Demon Slayer: Kimetsu no Yaiba Infinity Castle」 「MGA MAGICAL 10 YEARS ANNIVERSARY LIVE~FJORD~ LV」 「KOKUHO」 「Dollhouse」

「Uta no Prince-sama ALL STAR STAGE -Dramatic Magical Story- Delay Viewing」 「CHA EUN-WOO VR CONCERT : MEMORIES」

「Mrs. GREEN APPLE on “Harmony” SPECIAL GREETING & CINEMA VIEWING」 「LUPIN THE IIIRD THE MOVIE: The Immortal Bloodline」

「JUJUTSU KAISEN Hidden Inventory / Premature Death」 「Detective Conan:One-eyed Flashback」 「HYPNOSISMIC -Division Rap Battle-」 etc.

***The monthly results for July 2025 exceeded the previous record high of October 2020 (approximately 16.59 billion JPY), becoming the highest monthly results for July and the highest single-month results ever.**



THE PRODUCTION AND DISTRIBUTION DIVISION BREAKING BOX OFFICE RESULTS JUNE 2025

The box office revenues of the Production and Distribution division (box office revenues of films distributed by Distribution Dept.) for June 2025 are as follows. **7,173,030,426yen (year on year 185.3%)** Annual box office revenue **48,541,644,056yen (year on year 87.2%)**

2025	Jan.	Feb.	Mar.	Apr.	May	Jun.	Jul.	Aug.	Sep.	Oct.	Nov.	Dec.	annual account
box office revenue	7,853,464,248	6,472,656,360	7,912,629,906	11,253,767,564	7,876,095,552	7,173,030,426							48,541,644,056
YoY	126.4%	70.8%	61.1%	73.3%	96.6%	185.3%							87.2%
annual account	–	14,326,120,608	22,238,750,514	33,492,518,078	41,368,613,630	48,541,644,056							
YoY	–	93.3%	78.6%	76.7%	79.9%	87.2%							
2024	6,211,657,920	9,137,672,487	12,948,830,158	15,354,100,770	8,149,569,746	3,871,700,360	6,920,525,230	10,687,032,970	6,538,364,620	3,165,501,440	3,449,556,650	4,906,756,478	91,341,268,829
2023	5,911,682,410	5,078,307,260	6,547,289,274	11,388,539,090	8,767,880,780	3,182,076,020	6,867,378,280	9,148,463,460	5,070,091,850	4,689,766,770	5,175,243,280	5,631,363,168	77,458,081,642

(Unit:Yen)

【Major Works in Operation】

「Uta no Prince-sama ALL STAR STAGE -Dramatic Magical Story- Delay Viewing」 「LUPIN THE IIIRD THE MOVIE: The Immortal Bloodline」
「CHA EUN-WOO VR CONCERT : MEMORIES」 「KOKUHO」 「Dollhouse」 「JUJUTSU KAISEN Hidden Inventory / Premature Death」 「#Iwiltellyouthetruth」
「Demon Slayer the Movie: Mugen Train Revival Screening」 「Damon Slayer Special compilation」 「Detective Conan:One-eyed Flashback」
「Doraemon the Movie: Nobita's Art World Tales」 「HYPNOSISMIC -Division Rap Battle-」 「1ST KISS」 「The Rose of Versailles」
「Mobile Suit GundamGQuuuuuuX -Beginning-」 etc.

