

THE MOVIE THEATER BUSINESS DIVISION BREAKING BOX OFFICE RESULTS NOVEMBER 2025

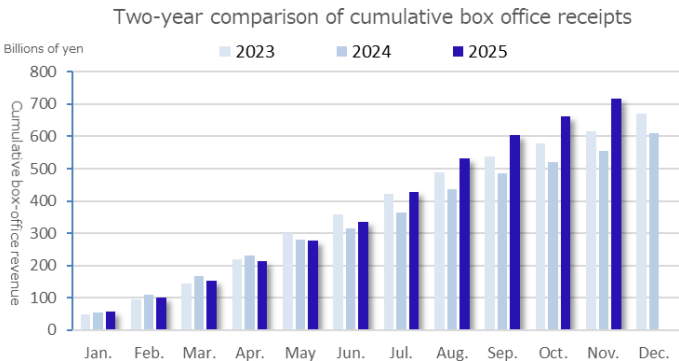
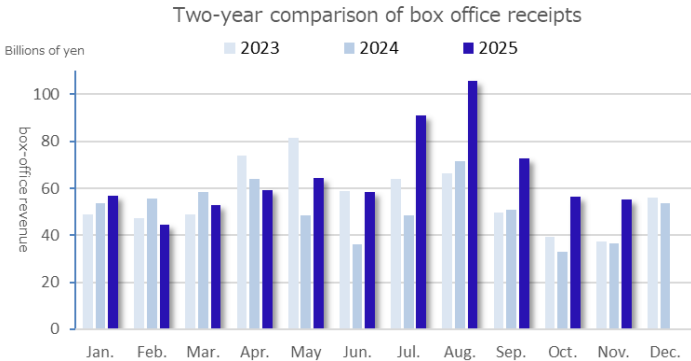
**TOHO CINEMAS.** The box office revenues of the movie theater business division Box office (receipts of all films screened at TOHO Cinemas and other venues) for November 2025 are as follows. **5,509,782,094yen (year on year 151.6 %)** Annual box office revenue **71,629,787,555yen (year on year 128.9%)**

2025	Jan.	Feb.	Mar.	Apr.	May	Jun.	Jul.	Aug.	Sep.	Oct.	Nov.	Dec.	annual account
box office revenue	5,672,227,522	4,434,212,835	5,297,741,834	5,899,758,097	6,429,512,490	5,823,608,825	9,096,742,989	10,583,097,841	7,250,306,311	5,632,796,717	5,509,782,094		71,629,787,555
YoY	106.0%	79.6%	90.8%	92.5%	132.2%	161.8%	187.1%	148.2%	143.0%	171.3%	151.6%		128.9%
annual account	–	10,106,440,357	15,404,182,191	21,303,940,288	27,733,452,778	33,557,061,603	42,653,804,592	53,236,902,433	60,487,208,744	66,120,005,461	71,629,787,555		
YoY	–	92.5%	91.9%	92.1%	99.1%	106.2%	117.0%	122.1%	124.3%	127.3%	128.9%		
2024	5,351,379,248	5,569,393,082	5,833,985,512	6,380,409,878	4,862,725,901	3,600,191,614	4,862,357,123	7,139,167,788	5,070,029,396	3,287,815,364	3,633,284,664	5,350,737,809	60,941,477,379
2023	4,870,607,736	4,734,577,520	4,896,757,457	7,374,591,446	8,133,170,119	5,864,749,338	6,395,804,129	6,624,037,300	4,952,230,056	3,911,580,493	3,740,389,859	5,586,110,432	67,084,605,885

(Unit:Yen)

【Major Works in Operation】

「JUJUTSU KAISEN: Execution Shibuya Incident x The Culling Game Begins」 「Scarlet」 「A Moon in the Ordinary」 「Chainsaw Man – The Movie: Reze Arc」 「Demon Slayer: Kimetsu no Yaiba Infinity Castle」 「Princess Mononoke (4K Digital Remaster)」 「KOKUHO」 「5 Centimeters Per Second」 「INI THE MOVIE 『I Need I』」 「MGA MAGICAL 10 YEARS ANNIVERSARY LIVE ～FJORD～ ON SCREEN」 「MGA MAGICAL 10 YEARS DOCUMENTARY FILM ～THE ORIGIN～」 「Hanshin Tigers THE OFFICIAL MOVIE 2025 -Tigers Road to Glory-」 「ONE IN A MILLION」 「Exit 8」 etc.



THE MOVIE THEATER BUSINESS DIVISION BREAKING BOX OFFICE RESULTS OCTOBER 2025

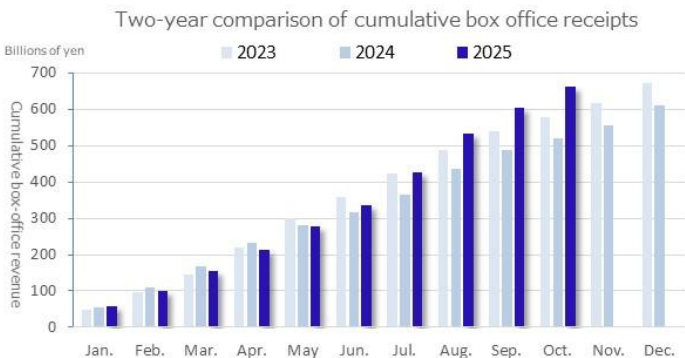
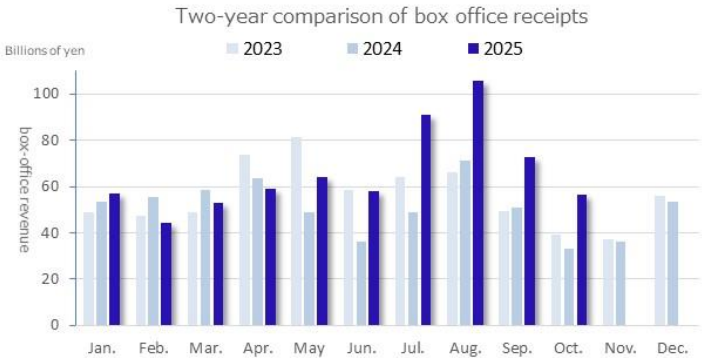
**TOHO CINEMAS.** The box office revenues of the movie theater business division Box office (receipts of all films screened at TOHO Cinemas and other venues) for October 2025 are as follows. **5,632,796,717yen (year on year 171.3%)** Annual box office revenue **66,120,005,461yen (year on year 127.3%)**

2025	Jan.	Feb.	Mar.	Apr.	May	Jun.	Jul.	Aug.	Sep.	Oct.	Nov.	Dec.	annual account
box office revenue	5,672,227,522	4,434,212,835	5,297,741,834	5,899,758,097	6,429,512,490	5,823,608,825	9,096,742,989	10,583,097,841	7,250,306,311	5,632,796,717			66,120,005,461
YoY	106.0%	79.6%	90.8%	92.5%	132.2%	161.8%	187.1%	148.2%	143.0%	171.3%			127.3%
annual account	–	10,106,440,357	15,404,182,191	21,303,940,288	27,733,452,778	33,557,061,603	42,653,804,592	53,236,902,433	60,487,208,744	66,120,005,461			
YoY	–	92.5%	91.9%	92.1%	99.1%	106.2%	117.0%	122.1%	124.3%	127.3%			
2024	5,351,379,248	5,569,393,082	5,833,985,512	6,380,409,878	4,862,725,901	3,600,191,614	4,862,357,123	7,139,167,788	5,070,029,396	3,287,815,364	3,633,284,664	5,350,737,809	60,941,477,379
2023	4,870,607,736	4,734,577,520	4,896,757,457	7,374,591,446	8,133,170,119	5,864,749,338	6,395,804,129	6,624,037,300	4,952,230,056	3,911,580,493	3,740,389,859	5,586,110,432	67,084,605,885


(Unit:Yen)

【Major Works in Operation】

「5 Centimeters Per Second」 「Princess Mononoke (4K Digital Remaster)」 「Chainsaw Man – The Movie: Reze Arc」 「Demon Slayer: Kimetsu no Yaiba Infinity Castle」 「KOKUHO」 「Exit 8」  
「The Silent Service: The Battle of Arctic Ocean」 「Black showman」 「HYPNOSISMIC -Division Rap Battle-」 「ONE IN A MILL10N」 「“JUJUTSU KAISEN 0” Revival Screening」 「One Battle After Another」 「100 Meters」  
「Tron: Ares」 「The Bird is Calling」 「The End of Evangelion」 「Neon Genesis Evangelion: Death and Rebirth」 「Becoming Led Zeppelin」 「You and Idol Precure the Movie: Thank You for Waiting! KirakkiLive for You!」  
「Hero's Island」 「BAKA's Identity」 「The Conjuring: Last Rites」 「The First Slam Dunk」 etc.



THE MOVIE THEATER BUSINESS DIVISION BREAKING BOX OFFICE RESULTS SEPTEMBER 2025

 **TOHO CINEMAS.** The box office revenues of the movie theater business division Box office (receipts of all films screened at TOHO Cinemas and other venues) for September 2025 are as follows. **7,250,306,311yen (year on year 143.0%)** Annual box office revenue **60,487,208,744yen (year on year 124.3%)**

2025	Jan.	Feb.	Mar.	Apr.	May	Jun.	Jul.	Aug.	Sep.	Oct.	Nov.	Dec.	annual account
box office revenue	5,672,227,522	4,434,212,835	5,297,741,834	5,899,758,097	6,429,512,490	5,823,608,825	9,096,742,989	10,583,097,841	7,250,306,311				60,487,208,744
YoY	106.0%	79.6%	90.8%	92.5%	132.2%	161.8%	187.1%	148.2%	143.0%				124.3%
annual account	–	10,106,440,357	15,404,182,191	21,303,940,288	27,733,452,778	33,557,061,603	42,653,804,592	53,236,902,433	60,487,208,744				
YoY	–	92.5%	91.9%	92.1%	99.1%	106.2%	117.0%	122.1%	124.3%				
2024	5,351,379,248	5,569,393,082	5,833,985,512	6,380,409,878	4,862,725,901	3,600,191,614	4,862,357,123	7,139,167,788	5,070,029,396	3,287,815,364	3,633,284,664	5,350,737,809	60,941,477,379
2023	4,870,607,736	4,734,577,520	4,896,757,457	7,374,591,446	8,133,170,119	5,864,749,338	6,395,804,129	6,624,037,300	4,952,230,056	3,911,580,493	3,740,389,859	5,586,110,432	67,084,605,885

(Unit:Yen)

【Major Works in Operation】

「Chainsaw Man - The Movie: Reze Arc」 「The Silent Service: The Battle of Arctic Ocean」 「Black showman」 「Exit 8」 「You and Idol Precure the Movie: Thank You for Waiting! KirakkiLive for You!」 「100 Meters」 「Hero's Island」 「Gazing at the Star Next Door」 「Crayon Shinchan the Movie: Super Hot! The Spicy Kasukabe Dancers」 「TOKYO MER: Mobile Emergency Room - "Nankai Mission"」 「Trillion Game the Movie」 「Demon Slayer: Kimetsu no Yaiba Infinity Castle」 「KOKUHO」 「Jurassic World: Rebirth」 「Yukikaze」 「Ballerina」 「Karate Kid: Legends」 「About a Place in the Kinki Region」 「Becoming Led Zeppelin」 etc.

