

THE PRODUCTION AND DISTRIBUTION DIVISION BREAKING BOX OFFICE RESULTS NOVEMBER 2025

The box office revenues of the Production and Distribution division (box office revenues of films distributed by Distribution Dept.) for November 2025 are as follows. **9,209,312,920yen (year on year 267.0%)**

Annual box office revenue **138,217,516,312yen (year on year 159.9%)**

2025	Jan.	Feb.	Mar.	Apr.	May	Jun.	Jul.	Aug.	Sep.	Oct.	Nov.	Dec.	annual account
box office revenue	7,853,464,248	6,472,656,360	7,912,629,906	11,253,767,564	7,876,095,552	7,173,030,426	22,512,392,776	27,059,165,500	18,731,898,420	12,163,102,640	9,209,312,920		138,217,516,312
YoY	126.4%	70.8%	61.1%	73.3%	96.6%	185.3%	325.3%	253.2%	286.5%	384.2%	267.0%		159.9%
annual account	–	14,326,120,608	22,238,750,514	33,492,518,078	41,368,613,630	48,541,644,056	71,054,036,832	98,113,202,332	116,845,100,752	129,008,203,392	138,217,516,312		
YoY	–	93.3%	78.6%	76.7%	79.9%	87.2%	113.5%	133.9%	146.4%	155.5%	159.9%		
2024	6,211,657,920	9,137,672,487	12,948,830,158	15,354,100,770	8,149,569,746	3,871,700,360	6,920,525,230	10,687,032,970	6,538,364,620	3,165,501,440	3,449,556,650	4,906,756,478	91,341,268,829
2023	5,911,682,410	5,078,307,260	6,547,289,274	11,388,539,090	8,767,880,780	3,182,076,020	6,867,378,280	9,148,463,460	5,070,091,850	4,689,766,770	5,175,243,280	5,631,363,168	77,458,081,642

(Unit:Yen)

【Major Works in Operation】

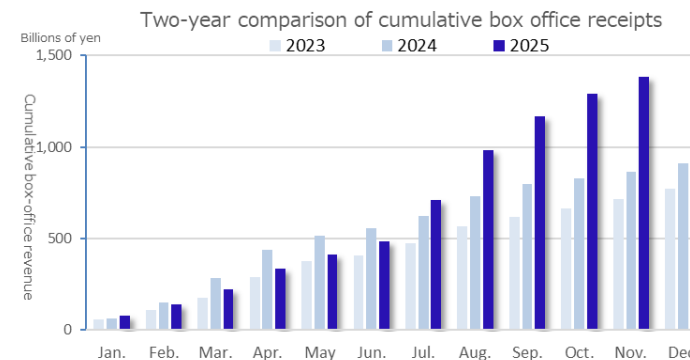
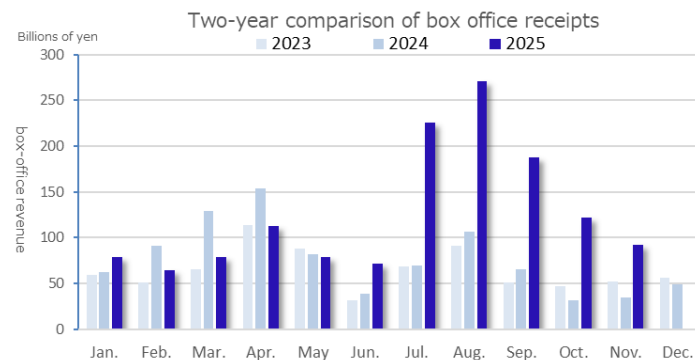
「MGA MAGICAL 10 YEARS ANNIVERSARY LIVE ～FJORD～ ON SCREEN」 「MGA MAGICAL 10 YEARS DOCUMENTARY FILM ～THE ORIGIN～」

「Scarlet」 「A Moon in the Ordinary」 「Hanshin Tigers THE OFFICIAL MOVIE 2025 -Tigers Road to Glory-」

「JUJUTSU KAISEN: Execution Shibuya Incident x The Culling Game Begins」 「INI THE MOVIE 『I Need I』」 「Princess Mononoke (4K Digital Remaster)」

「ONE IN A MILL1ON」 「5 Centimeters Per Second」 「The Silent Service: The Battle of Arctic Ocean」 「Chainsaw Man – The Movie: Reze Arc」

「Black Showman」 「Exit 8」 「Demon Slayer: Kimetsu no Yaiba Infinity Castle」 「KOKUHO」 「HYPNOSISMIC -Division Rap Battle-」 etc.



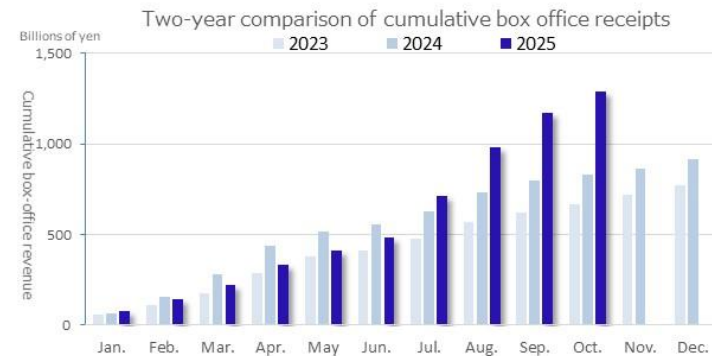
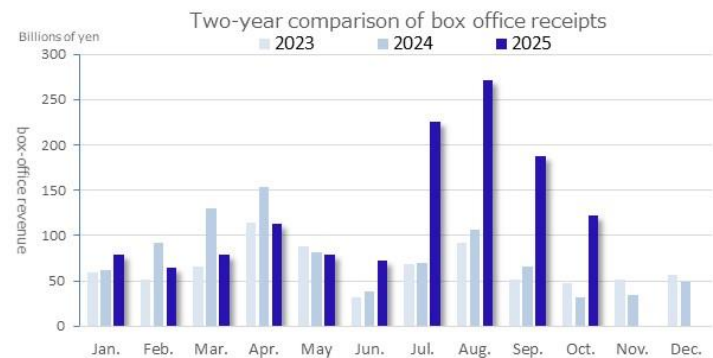
THE PRODUCTION AND DISTRIBUTION DIVISION BREAKING BOX OFFICE RESULTS OCTOBER 2025

The box office revenues of the Production and Distribution division (box office revenues of films distributed by Distribution Dept.) for October 2025 are as follows. **12,163,102,640yen (year on year 384.2%)**
Annual box office revenue **129,008,203,392yen (year on year 155.5%)**

2025	Jan.	Feb.	Mar.	Apr.	May	Jun.	Jul.	Aug.	Sep.	Oct.	Nov.	Dec.	annual account
box office revenue	7,853,464,248	6,472,656,360	7,912,629,906	11,253,767,564	7,876,095,552	7,173,030,426	22,512,392,776	27,059,165,500	18,731,898,420	12,163,102,640			129,008,203,392
YoY	126.4%	70.8%	61.1%	73.3%	96.6%	185.3%	325.3%	253.2%	286.5%	384.2%			155.5%
annual account	-	14,326,120,608	22,238,750,514	33,492,518,078	41,368,613,630	48,541,644,056	71,054,036,832	98,113,202,332	116,845,100,752	129,008,203,392			
YoY	-	93.3%	78.6%	76.7%	79.9%	87.2%	113.5%	133.9%	146.4%	155.5%			
2024	6,211,657,920	9,137,672,487	12,948,830,158	15,354,100,770	8,149,569,746	3,871,700,360	6,920,525,230	10,687,032,970	6,538,364,620	3,165,501,440	3,449,556,650	4,906,756,478	91,341,268,829
2023	5,911,682,410	5,078,307,260	6,547,289,274	11,388,539,090	8,767,880,780	3,182,076,020	6,867,378,280	9,148,463,460	5,070,091,850	4,689,766,770	5,175,243,280	5,631,363,168	77,458,081,642

(Unit:Yen)

【Major Works in Operation】
「Chainsaw Man – The Movie: Reze Arc」 「Demon Slayer: Kimetsu no Yaiba Infinity Castle」 「5 Centimeters Per Second」 「KOKUHO」 「Exit 8」
「The Silent Service: The Battle of Arctic Ocean」 「BLACK SHOWMAN」 「Princess Mononoke (4K Digital Remaster)」 「HYPNOSISMIC -Division Rap Battle-」
etc.



THE PRODUCTION AND DISTRIBUTION DIVISION BREAKING BOX OFFICE RESULTS SEPTEMBER 2025

The box office revenues of the Production and Distribution division (box office revenues of films distributed by Distribution Dept.) for September 2025 are as follows. **18,731,898,420yen (year on year 286.5%)**

Annual box office revenue **116,845,100,752yen (year on year 146.4%)**

2025	Jan.	Feb.	Mar.	Apr.	May	Jun.	Jul.	Aug.	Sep.	Oct.	Nov.	Dec.	annual account
box office revenue	7,853,464,248	6,472,656,360	7,912,629,906	11,253,767,564	7,876,095,552	7,173,030,426	22,512,392,776	27,059,165,500	18,731,898,420				116,845,100,752
YoY	126.4%	70.8%	61.1%	73.3%	96.6%	185.3%	325.3%	253.2%	286.5%				146.4%
annual account	–	14,326,120,608	22,238,750,514	33,492,518,078	41,368,613,630	48,541,644,056	71,054,036,832	98,113,202,332	116,845,100,752				
YoY	–	93.3%	78.6%	76.7%	79.9%	87.2%	113.5%	133.9%	146.4%				
2024	6,211,657,920	9,137,672,487	12,948,830,158	15,354,100,770	8,149,569,746	3,871,700,360	6,920,525,230	10,687,032,970	6,538,364,620	3,165,501,440	3,449,556,650	4,906,756,478	91,341,268,829
2023	5,911,682,410	5,078,307,260	6,547,289,274	11,388,539,090	8,767,880,780	3,182,076,020	6,867,378,280	9,148,463,460	5,070,091,850	4,689,766,770	5,175,243,280	5,631,363,168	77,458,081,642

(Unit:Yen)

【Major Works in Operation】

「The Silent Service: The Battle of Arctic Ocean」 「Chainsaw Man – The Movie: Reze Arc」 「BLACK SHOWMAN」 「Exit 8」 「Gazing at the Star Next Door」 「Crayon Shinchan the Movie: Super Hot! The Spicy Kasukabe Dancers」 「KOKUHO」 「TOKYO MER: Mobile Emergency Room - "Nankai Mission" 」 「Demon Slayer: Kimetsu no Yaiba Infinity Castle」 「HYPNOSISMIC -Division Rap Battle-」 etc.

***September 2025 results surpassed the previous highest September monthly performance (¥15.652 billion) set in September 2016, reaching a new all-time high.**

